



PORT DARWIN

EAST ARM WHARF

EAST ARM

WICKHAM POINT

BLADIN POINT

Ichthy's Onshore Processing

Darwin LNG

Gas Pipeline

CHANNEL ISLAND

Elizabeth River

Road

Channel

Island










Road

MIDDLE ARM

COLVIN POINT

STORM POINT

MIDDLE ARM INDUSTRIAL PRECINCT STRATEGIC DEVELOPMENT PLAN

-  Gas Related Industry and Downstream Processing
-  Minerals Processing
-  Product Corridor
-  Proposed Product Corridor
-  Rail Corridor
-  Conservation
-  Private Freehold
-  Crown Lease
-  Commercial

DRAFT